

LS1PPS01 NPS dedicated 1PPS signal input module

1PPS pulse input 2

■ Summary



* Number of inputs : 2 (1PPS pulse input)

* Module ambient temperature : -5 to 60°C

* Isolation : Digital isolation

LS1PPS01 NPS dedicated 1PPS signal input module

1PPS pulse input 2

■ Specifications

ITEM		SPECIFICATION	
Input	Number of channels	2 (1PPS pulse input)	
	Range	ON current	More than 2 mA *Selectable power for sense current: +24 V fixed
		OFF current	Less than 1.0 mA
		When disconnected	When disconnection detection function is set: Less than 0.5 mA
Data refresh cycle		0.3 ms /All channels	
Input filter		Software digital filter (Channel individual)	
Dielectric strength		AC 1500 V Between input terminal and PE	
Communication with IOA	Communication method	LVDS	
	Communication speed	100 Mbps	
Self-diagnostic functions		Power voltage check (24 V, 3.3 V, 1.2 V) Clock check (FPGA-MCU for diagnosis, MCU for diagnosis -FPGA) Heartbeat check (FPGA-MCU, FPGA-MCU for diagnosis, MCU for diagnosis -FPGA) CRC check (FPGA) Sense voltage/current check (MCU) MCU power check (MCU)	
1PPS pulse input function		1PPS pulse input module: 2 Input pulse rate: 0 to 500 Hz (On time shall be more than 0.5 msec)	
Detective		Disconnection detection	
Protection	IO circuit Protection	Overvoltage protection	
	Power supply Protection	Overcurrent protection	
Indicator	Display LED	4: RUN(Run) / STS(Status) / NSA(Network status A) / NSB(Network status B)	
	1PPS state display LED	6: ch 1 (SIG(Signal) / PLS(Pulse) / SEL(Selection)) Ch 2 (SIG(Signal) / PLS(Pulse) / SEL(Selection))	
Insulation method		Digital isolator	
Hot swap		Possible	
Power supply		DC 24 V \pm 20% (The voltage supplied from the backplane)	
Environmental conditions	Module ambient temperature	(Operating) -5 to 60°C (Storage) -40 to 85°C	
	Module ambient humidity	(Operating / Storage) 10 to 95% RH or less (No condensation)	
Vibration		3.5 mm @ 5 to 8.4 Hz 1 G @ 8.4 to 150 Hz	
Shock		15 G 11 ms	
Current consumption		Less than 164 mA	
Weight		0.10 kg	
Dimensions		62 mm (D) x 94 mm (H) x 46 mm (W) (Except projection)	
Standard/Directive		EN 61131-2:2007, RoHS	

About compliant module type

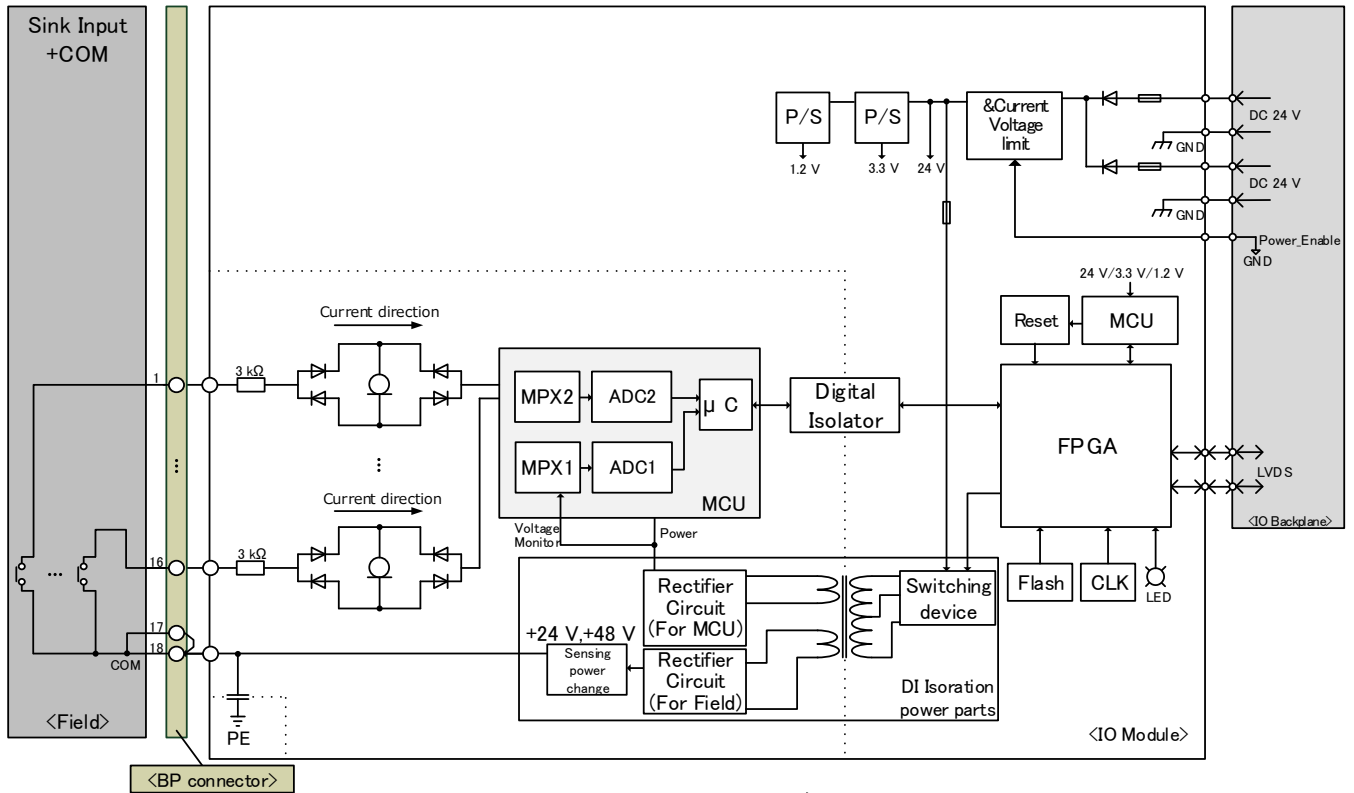
For compliant modules of this product, please refer to "Compliant backplane list (CGS-S9901-E-XX)".








For compliant modules of this product, please refer to "Compliant accessory connector list (CGS-S9902-E-XX)".

LS1PPS01 NPS dedicated 1PPS signal input module

1PPS pulse input 2

■ Block diagram



P/S	:	Power supply
MPX	:	Multiplexer
ADC	:	Analog digital converter
μC	:	Micro controller
CLK	:	Clock
FPGA	:	Field programmable gate array
LED	:	Light emitting diode
MCU	:	Micro control unit
GND	:	Ground
COM	:	Common
IOA	:	I/O adapter
LVDS	:	Low Voltage Differential Signaling
EMS	:	Engineering Management System
BP	:	Backplane
PE	:	Protective Earth
	:	Resistor
	:	Fuse
	:	Diode
	:	Capacitor
	:	Switch
	:	Transformer
	:	Constant current circuit

When using, please read the instruction manual attached to the product carefully and use it properly.

This catalog may not be distributed or reproduced in whole or in part without permission.

Please be aware that due to product improvements and modifications, the product description in this catalog may differ in certain respects from the actual product.

DIASYS Netmation/DIASYS Netmation4S is a registered trademark of Mitsubishi Heavy Industries, Ltd.

The service names and product names of other companies described in this catalog are the trademarks or registered trademarks of each company.