


LSDOM01-1-R DO module

LS communication Digital outputs : 8

■ Summary



- * Number of outputs : 8 (Channel individual isolation)
- * Contact : Dry / A contact (Normally Open)
- * Contact method : Open drain
- * Module ambient temperature : 0 to 55°C
- * Insulation method : Transformer insulation
- * Supported FXtoLS adapter : LSRLTS-AI01, LSRLTS-DO01



This module is dedicated to compact retrofit terminal blocks.
Dedicated lock pins are attached to the bottom.

LSDOM01-1-R DO module

LS communication Digital outputs : 8

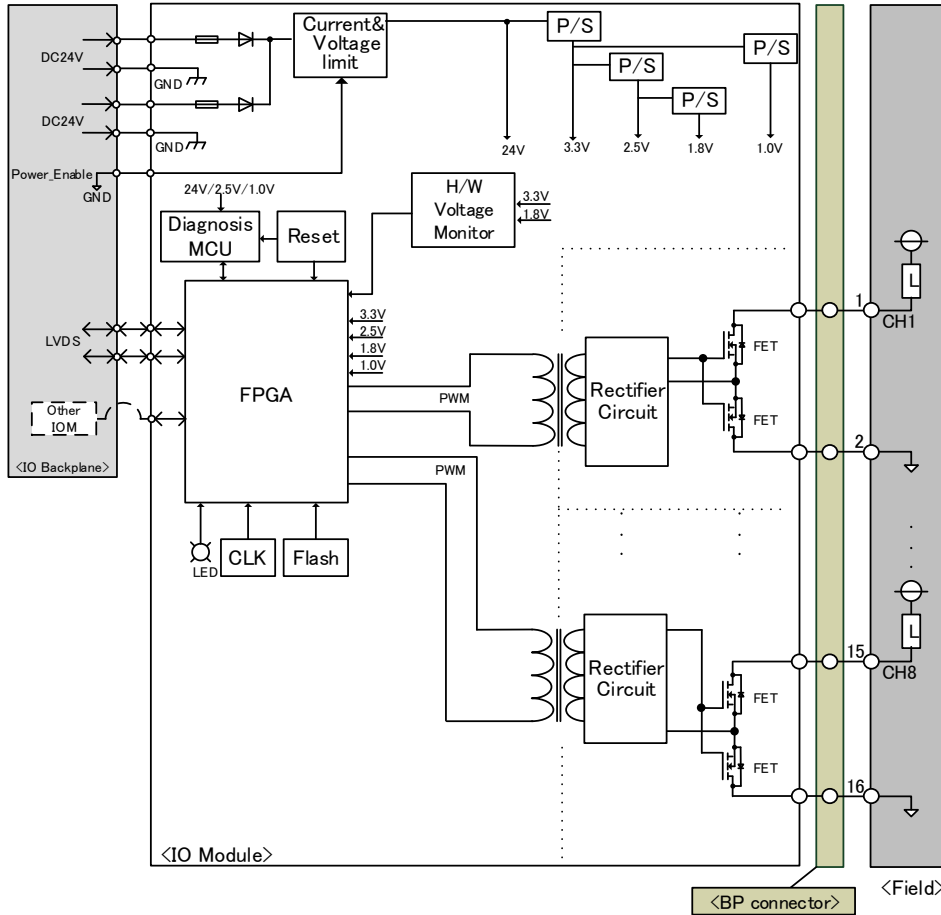
■ Specifications






ITEM		SPECIFICATION
Output	Number of channels	8 (Channel individual isolation)
	Contact	Dry / A contact (Normally Open)
	Contact on resistance	Less than 3 Ω
	Max rating contact voltage	DC 300 V/AC 264 V
	Max contact current	Continuous 0.3 A
	Data refresh cycle	ON → OFF : Less than 1 ms OFF → ON : Less than 1 ms
Operation cycle usable in DPS		5 msec or more
Dielectric strength		AC 1500 V Between output terminal and PE Between output channels
Communication with IOA	Communication method	LVDS
	Communication speed	100 Mbps
Self-diagnostic functions		Power voltage check (24 V, 3.3 V, 2.5 V, 1.8 V, 1.0 V) Clock abnormal check (FPGA-MCU for diagnosis, MCU for diagnosis -FPGA) Heartbeat check (FPGA-MCU for diagnosis, MCU for diagnosis -FPGA) CRC check (FPGA)
Protection	(Power supply Protection)	Overvoltage protection Overcurrent protection
Indicator	Display LED	4: RUN (Run)/STS (Status)/NSA (Network status A)/NSB (Network status B)
	Channel status LED	8: Ch 1 to Ch 8
Insulation method		Transformer insulation
Hot swap		Possible
Power supply		DC 24 V ±20% (The voltage supplied from the backplane)
Environmental conditions	Module ambient temperature	(Operating) 0 to 55°C (Storage) -40 to 85°C
	Module ambient humidity	(Operating / Storage) 10 to 95% RH or less (No condensation)
Vibration		3.5 mm @5 to 8.4 Hz 1 G @8.4 to 150 Hz
Shock		15 G 11 ms
Current consumption		75 mA
Weight		0.10 kg
Dimensions		62 mm (D) x 94 mm (H) x 46 mm (W) (Except projection)
Standard/Directive		EN 61131-2:2007, RoHS

LSDOM01-1-R DO module

LS communication Digital outputs : 8

■ Block diagram



P/S	:	Power supply
PWM	:	Pulse width modulation
FET	:	Field effect transistor
CLK	:	Clock
FPGA	:	Field programmable gate array
LED	:	Light emitting diode
MCU	:	Micro control unit
GND	:	Ground
IOM	:	I/O module
IOA	:	I/O adapter
LVDS	:	Low Voltage Differential Signaling
BP	:	Backplane
	:	Fuse
	:	Diode
	:	Power supply
	:	Load
	:	Transformer

When using, please read the instruction manual attached to the product carefully and use it properly.

This catalog may not be distributed or reproduced in whole or in part without permission.

Please be aware that due to product improvements and modifications, the product description in this catalog may differ in certain respects from the actual product.

DIASYS Netmation/DIASYS Netmation4S is a registered trademark of Mitsubishi Heavy Industries, Ltd.

The service names and product names of other companies described in this catalog are the trademarks or registered trademarks of each company.